










Time schedule

Malmsten Swim Open Stockholm 2022

Place: Eriksdalsbadet
Pool: 50m

Organizer: Swedish Swimming Federation
Competition Date: Apr 9, 2022 to Apr 12, 2022

Sunday 10 April 2022 09:30 Heats

Start	Duration	Event	Nr of heats
 09:30		9 200m Freestyle Men Heats A-flight	6
 09:47		10 100m Butterfly Women Heats A-flight	6
 09:59		11 100m Breaststroke Men Heats A-flight	6
 10:11		12 400m Individual Medley Women Heats	4
 10:36		13 100m Butterfly Men Heats A-flight	6
 10:48		14 100m Backstroke Women Heats A-flight	6
 11:00		15 50m Backstroke Men Heats A-flight	5
 11:07		16 50m Breaststroke Women Heats A-flight	5
 11:14		9 200m Freestyle Men Heats B-flight	4
 11:26		10 100m Butterfly Women Heats B-flight	2
 11:31		11 100m Breaststroke Men Heats B-flight	2
 11:36		13 100m Butterfly Men Heats B-flight	2
 11:41		14 100m Backstroke Women Heats B-flight	3
 11:47		15 50m Backstroke Men Heats B-flight	3
 11:52		16 50m Breaststroke Women Heats B-flight	4
 11:58		17 1500m Freestyle Men Timed Finals Slower Heats	2

Session finished: 12:35

Start list

Malmsten Swim Open Stockholm 2022

Place: Eriksdalsbadet Organizer: Swedish Swimming Federation
Pool: 50m Competition Date: Apr 9, 2022 to Apr 12, 2022

Event 9, 200m Freestyle Men

SWE Juniors

WR	1:42.00	Paul Biedermann	1986 Germany (GER)	Rome (ITA)	2009-07-28
ER	1:42.00	Paul Biedermann	1986 Germany (GER)	Rome (ITA)	2009-07-28
NR	1:46.50	Robin Hanson	2001 Sweden (SWE)	Budapest (HUN)	2021-05-20
SR	1:46.50	Robin Hanson	2001 Spårvägen SF (SWE)	Budapest (HUN)	2021-05-20
SJ	1:46.93	Robin Hanson	2001 Järfälla S (SWE)	Kazan (RUS)	2019-07-07
MR	1:45.12	Danas Rapsys	1995 Lithuania (LTU)	Stockholm (SWE)	2018-04-06
FINA	1:47.06				
EJM 18	1:51.86				
EJM 17	1:52.63				

ID	Lane	Name	Born Team	Entry time	Start: 09:30
209	0	Fabian Lagström	2004 MOTALA SS	2:00.82	_____
177	1	Axel Gustavsson	2005 LIDINGÖ SK	1:59.71	_____
607	2	Morris Martin	2004 SK NEPTUN	1:58.32	_____
599	3	Tim Rogersson	2005 SK NEPTUN	1:57.78	_____
174	4	Oscar Bjering	2004 SK LAXEN	1:55.75	_____
187	5	Lucas Humling	2005 LASS	1:56.68	_____
189	6	Markus Stahre	2004 LASS	1:58.28	_____
374	7	Linus Areblad	2004 VÄSBY SS	1:59.59	_____
127	8	Alan Jovic	2004 HELSINGBORG	2:00.61	_____
130	9	Nils Malmberg	2004 JÄRFÄLLA	2:01.00	_____

Event 9, 200m Freestyle Men

Heats 2 (10) A flight

ID	Lane	Name	Born Team	Entry time	Start: 09:33
391	0	Viktor Svärd	2005 SK ÄGIR	2:01.01	_____
52	1	Magnus Reinholdt Belsvik	2002 OI SVØMMING	2:00.48	_____
471	2	Stian Aleksander F. Pettersen	2003 STAVANGER	2:00.30	_____
234	3	Karl Gustav Géryni	1999 SK NEPTUN	2:00.14	_____
417	4	Lucas Setekleiv Paturel	2004 FARSUND	1:59.92	_____
257	5	Nils Wergeland	2002 POSEIDON	2:00.14	_____
67	6	Brage Ree Bakken	2003 BRYNE SK	2:00.16	_____
420	7	Maximilian Schwick	2004 DRESDNER S	2:00.41	_____
197	8	Anton Andersson	1997 MALMÖ	2:00.57	_____
114	9	Hilding Hallberg	2005 HELSINGBORG	2:01.02	_____

Event 9, 200m Freestyle Men

Heats 3 (10) A flight

ID	Lane	Name	Born Team	Entry time	Start: 09:36
388	0	Oscar Wilhelmsson	2002 ÖSA	1:59.22	_____
256	1	Filip Salbrink	2002 POSEIDON	1:59.01	_____
527	2	Ajjuub Ezzat	2005 FINLAND JR	1:58.44	_____
183	3	Martin Falk	1999 LASS	1:57.68	_____
489	4	Bendik Pleyrn Olsen	2002 BERGEN	1:57.15	_____
66	5	Jakob Strunge Nissen	2002 HOVEDSTAD	1:57.66	_____
186	6	William Barkehed	2003 LASS	1:58.40	_____
125	7	Gustav Lind	2002 HELSINGBORG	1:58.48	_____
432	8	Vetle Vikestad Løseth	2004 BERGENS SC	1:59.17	_____
259	9	Anton Jansson	2002 POSEIDON	1:59.51	_____

Start list

Event 9, 200m Freestyle Men

ID	Lane	Name	Born Team	Entry time	Heats 4 (10) A flight Start: 09:38
124	0	Oscar Elfers	2002 HELSINGBORG	1:56.48	_____
60	1	Philip Johan Abad Slotsvik	2005 OI SVØMMING	1:54.46	_____
410	2	Eitan Ben Shitrit	2003 ISRAEL	1:53.61	_____
548	3	Lassi Haimi	2003 FINLAND	1:52.27	_____
30	4	Lukas Märtns	2001 MAGDEBURG	1:46.40	_____
33	5	Marius Zobel	1999 MAGDEBURG	1:49.73	_____
72	6	Jon Jøntvedt	2003 BRYNE SK	1:52.90	_____
195	7	Elias Persson	2002 MALMÖ	1:54.05	_____
277	8	Rasmus Hanson	2003 SPÅRVÄGEN	1:55.78	_____
613	9	Rokas Jazdauskas	2005 LITHUANIA	1:56.92	_____

Event 9, 200m Freestyle Men

ID	Lane	Name	Born Team	Entry time	Heats 5 (10) A flight Start: 09:41
16	0	Oskar Farkas	2005 ULLENSAKER	1:56.44	_____
516	1	Deividas Kazilas	2002 LITHUANIA	1:54.39	_____
440	2	Christian Groth Dyrkorn	2001 BÆRUM	1:53.18	_____
515	3	Tomas Navikonis	2003 LITHUANIA	1:51.36	_____
594	4	Felix Auböck	1996 LOUGHBOROUGH	1:45.70	_____
35	5	Danny Schmidt	2001 FRANKFURT	1:49.43	_____
496	6	Kevin Witt Christensen	1995 DENMARK	1:52.78	_____
522	7	Birk Lee Johansen	2002 TEAM SØR	1:53.89	_____
272	8	Gustav Henriksen	2002 SPÅRVÄGEN	1:55.68	_____
108	9	William Kerman	2001 HELSINGBORG	1:56.77	_____

Event 9, 200m Freestyle Men

ID	Lane	Name	Born Team	Entry time	Heats 6 (10) A flight Start: 09:44
212	0	Felix Jedbratt	2003 MÖLNDAL	1:56.35	_____
65	1	Valdemar Brøns	2003 HOVEDSTAD	1:54.13	_____
501	2	Erik Lihhats	2003 GARANT	1:52.91	_____
597	3	Andreas Vazaios	1994 LOUGHBOROUGH	1:51.10	_____
512	4	Danas Rapsys	1995 LITHUANIA	1:45.32	_____
586	5	Thomas Thijs	1997 BELGIUM	1:49.42	_____
497	6	Mathias Zander Rysgaard	1998 DENMARK	1:52.72	_____
128	7	John Brolin	2002 HELSINGBORG	1:53.68	_____
58	8	Axel Sebastian Karal Melberg	2005 OI SVØMMING	1:55.57	_____
474	9	Andreas Sigvaldsen	2006 STAVANGER	1:56.77	_____

Start list

Event 10, 100m Butterfly Women

SWE Juniors

WR	55.48	Sarah Sjöström	1993 Sweden (SWE)	Rio de Janeiro (BRA)	2016-08-07
ER	55.48	Sarah Sjöström	1993 Sweden (SWE)	Rio de Janeiro (BRA)	2016-08-07
NR	55.48	Sarah Sjöström	1993 Sweden (swe)	Rio de Janeiro (BRA)	2016-08-07
SR	55.48	Sarah Sjöström	1993 Södertörns SS (SWE)	Rio de Janeiro (BRA)	2016-08-07
SJ	56.06	Sarah Sjöström	1993 Södertörns SS (SWE)	Rome (ITA)	2009-07-27
MR	55.68	Sarah Sjöström	1993 Södertörns SS (SWE)	Stockholm (SWE)	2016-03-31
FINA	58.33				
EJM 17	1:01.50				
EJM 16	1:02.04				

ID	Lane	Name	Born Team	Entry time	Start: 09:47
330	0	Emma Alsén	2007 TÄBY SIM	1:06.34	_____
365	1	Ella Renholm	2006 VÄSBY SS	1:05.25	_____
400	2	Elise Käck	2006 VAIK SK	1:05.00	_____
396	3	Sofia Abrahamsson	2005 UDDEVALLA	1:03.02	_____
331	4	Emmy Hällkvist	2008 TÄBY SIM	1:00.82	_____
333	5	Mathilda Sandberg	2005 TÄBY SIM	1:01.90	_____
220	6	Lovisa Ramsten	2005 SK NEPTUN	1:04.20	_____
401	7	Erma Duratovic	2005 TRELLEBORG	1:05.06	_____
230	8	Felicia Klintemar	2005 SK NEPTUN	1:05.96	_____
181	9	Althaea Süsskind	2007 LASS	1:06.41	_____

Event 10, 100m Butterfly Women

Heats 2 (8) A flight

ID	Lane	Name	Born Team	Entry time	Start: 09:49
414	0	Noga Zilberberg	2003 ISRAEL	1:07.48	_____
449	1	Wiktoria Raczynska	2004 AZS LODZ	1:07.14	_____
89	2	Hilja Schimmel	2003 FALKÖPING	1:06.65	_____
406	3	Olivia Hansson	2003 KIVIKS SK	1:06.17	_____
175	4	Karin Widerberg	2003 SK LAXEN	1:05.99	_____
375	5	Felicia Rogell	2003 VÄSTERÅS	1:05.99	_____
528	6	Tuuli Pippuri	2005 FINLAND JR	1:06.63	_____
325	7	Moa Zetterström	2005 TÄBY SIM	1:06.67	_____
469	8	Vilde Zetlitz Nessler	2003 STAVANGER	1:07.21	_____
192	9	Randi Arnesen	2005 LULEÅ SS	1:07.79	_____

Event 10, 100m Butterfly Women

Heats 3 (8) A flight

ID	Lane	Name	Born Team	Entry time	Start: 09:51
140	0	Cornelia Johansson	2003 JÖNKÖPING	1:05.64	_____
525	1	Essi Ahvenainen	2005 FINLAND JR	1:05.26	_____
201	2	Johanna Andersson	2002 MALMÖ	1:05.25	_____
317	3	Carin Klasson	1995 SÖDERTÖRN	1:05.10	_____
215	4	Kiira Mauranen	1999 SK NEPTUN	1:04.85	_____
216	5	Rebecca Mattsson	1995 SK NEPTUN	1:05.00	_____
10	6	Alena Benešová	1998 KOMETA BRNO	1:05.21	_____
280	7	Linnea Gipperth	2003 SPÅRVÄGEN	1:05.26	_____
546	8	Jenna Pulkkinen	2004 HELSINGFORS	1:05.35	_____
534	9	Lotta Moilanen	2006 FINLAND JR	1:05.95	_____

Start list

Event 10, 100m Butterfly Women

ID	Lane	Name	Born Team	Entry time	Heats 4 (8) A flight Start: 09:53
479	0	Silja Malin Vert-Mönig	2005 STAVANGER	1:04.03	_____
601	1	Joelle Marie Meyer	2004 WEIXDORF	1:02.64	_____
480	2	Marthe Cecilie Willumsen	2002 STAVANGER	1:01.60	_____
107	3	Ida Liljeqvist	1999 HELSINGBORG	1:00.74	_____
494	4	Emilie Beckmann	1997 DENMARK	57.60	_____
91	5	Sara Junevik	2000 FALUN	59.62	_____
431	6	Helene Torsvik Lorentz	2004 BERGENS SC	1:01.15	_____
194	7	Kristina Orban	2004 MALMÖ	1:02.12	_____
437	8	Victoria Deona Bergeli	2003 BÆRUM	1:03.37	_____
55	9	Erikka Næss Kjølholdt	2002 OI SVØMMING	1:04.80	_____

Event 10, 100m Butterfly Women

ID	Lane	Name	Born Team	Entry time	Heats 5 (8) A flight Start: 09:55
18	0	Solveig Høigaard Bratland	2003 TEAM SØR	1:03.96	_____
519	1	Karoline Barrett	2002 GTI-GREVE	1:02.34	_____
510	2	Alina Vedehova	1999 GARANT	1:01.46	_____
554	3	Fanny Teijonsalo	1996 FINLAND	1:00.39	_____
100	4	Louise Hansson	1996 HELSINGBORG	56.22	_____
458	5	Georgia Damasioti	2003 GREECE	59.54	_____
611	6	Dominika Varga	2001 HUNGARY	1:01.11	_____
524	7	Aino Hinkka	2005 FINLAND JR	1:01.94	_____
68	8	Amanda Malde Carlsen	2006 BRYNE SK	1:03.09	_____
285	9	Emilia Christiansen	1999 SKK	1:04.31	_____

Event 10, 100m Butterfly Women

ID	Lane	Name	Born Team	Entry time	Heats 6 (8) A flight Start: 09:56
407	0	Thea Brünjes	2004 KIVIKS SK	1:03.72	_____
253	1	Hanna Bergman	2001 POSEIDON	1:02.31	_____
145	2	Hanna Eriksson	1999 JÖNKÖPING	1:01.31	_____
13	3	Helena Rosendahl Bach	2000 AALBORG	1:00.03	_____
319	4	Sarah Sjöström	1993 SÖDERTÖRN	56.18	_____
493	5	Amalie Mikkelsen	1997 DENMARK	59.17	_____
612	6	Jasmine P. Alkhaldi	1993 PHILIPPINES	1:01.04	_____
43	7	Frida Stretre Løbersli	2004 TRITON LIL	1:01.73	_____
9	8	Marika Surová	2002 KOMETA BRNO	1:02.81	_____
378	9	Elvira Mörtstrand	2003 VÄSTERÅS	1:04.11	_____

Start list

Event 11, 100m Breaststroke Men

SWE Juniors

WR	56.88	Adam Peaty	1994 Great Britain (GBR)	Gwangju (KOR)	2019-07-21
ER	56.88	Adam Peaty	1994 Great Britain (GBR)	Gwangju (KOR)	2019-07-21
NR	58.71	Alexander Dale Oen	1985 Norway (NOR)	Shanghai (chn)	2011-07-25
SR	1:00.08	Erik Persson	1994 Kungsbacka SS (SWE)	Budapest (hun)	2017-07-23
SJ	1:00.85	Johannes Skagius	1995 Sundsvalls SS (SWE)	Jönköping (SWE)	2013-04-21
MR	1:00.03	Lucas Matzerath	2000 SG Frankfurt (GER)	Stockholm (SWE)	2021-04-09
FINA	59.75				
EJM 18	1:03.58				
EJM 17	1:04.02				

ID	Lane	Name	Born Team	Entry time	Start: 09:59
158	0	Jacob Olsson	2006 KSLS	1:07.25	_____
93	1	Hugo Swanson	2006 GÄVLE SS	1:07.21	_____
376	2	Lucas Sterling	2004 VÄSTERÅS	1:06.96	_____
148	3	Axel Gladher	2006 KARLSKRONA	1:05.49	_____
323	4	August Eriksson	2004 TUREBERG	1:04.47	_____
211	5	Alvin Vällki	2004 MÖLNDAL	1:04.78	_____
237	6	Hjalmar Mueller	2004 SK NEPTUN	1:06.05	_____
355	7	Elias Lyth	2004 WISBY SS	1:07.09	_____
131	8	Marcus Nykvist	2004 JÄRFÄLLA	1:07.23	_____
327	9	Hugo Westholm	2004 TÄBY SIM	1:07.56	_____

Event 11, 100m Breaststroke Men

Heats 2 (8) A flight

ID	Lane	Name	Born Team	Entry time	Start: 10:01
409	0	Vincent Hua	2004 RINGSJÖ SK	1:09.35	_____
12	1	Magnus Jätten	2004 FRISINN	1:09.26	_____
261	2	Levente Nagy	2005 POSEIDON	1:08.53	_____
581	3	Fredrik Ekholm	2004 KUNGSBACKA	1:08.44	_____
335	4	Eric Risland	2006 TÄBY SIM	1:08.17	_____
404	5	Victor Wågström	1994 SPIF SF	1:08.23	_____
126	6	Hannes Wrenne	2004 HELSINGBORG	1:08.52	_____
408	7	Anthon Huasson	2004 RINGSJÖ SK	1:09.22	_____
362	8	Ragnar Simonsson	2004 VÄSBY SS	1:09.29	_____
193	9	Bill Beckman	2005 MALMÖ	1:09.36	_____

Event 11, 100m Breaststroke Men

Heats 3 (8) A flight

ID	Lane	Name	Born Team	Entry time	Start: 10:03
279	0	David Kaspervik	2003 SPÄRVÄGEN	1:07.95	_____
53	1	Anders Eide Haugholt	2002 OI SVØMMING	1:07.85	_____
475	2	Simon Slettevold	2002 STAVANGER	1:07.61	_____
421	3	Tristan Graf von Brühl	2005 DRESDNER S	1:07.33	_____
343	4	Martin Schön	2003 UPSALA S	1:06.75	_____
227	5	Markus Charlton	2001 SK NEPTUN	1:07.11	_____
203	6	Axel André	2001 MALMÖ	1:07.45	_____
361	7	Carl Göransson	2000 VÄSBY SS	1:07.61	_____
433	8	Jacob Meilvåg	2001 BERGENS SC	1:07.89	_____
235	9	Theo Djuphammar	2005 SK NEPTUN	1:08.00	_____

Start list

Event 11, 100m Breaststroke Men

ID	Lane	Name	Born Team	Entry time	Heats 4 (8) A flight Start: 10:05
240	0	Niklas Tour	1989 SK NEPTUN	1:06.14	_____
369	1	Karl Frylmark	1999 VÄSBY SS	1:04.97	_____
491	2	Nikolai Sjørebø	2001 BERGEN	1:02.88	_____
	3	Filip Chrapavy	1999 CZECH	1:01.80	_____
585	4	Matti Mattsson	1993 FINLAND	59.99	_____
452	5	Savvas Thomoglou	2001 GREECE	1:01.16	_____
	6	Jørgen Scheie Bråthen	1995 LAMBERTSET	1:02.33	_____
427	7	Øystein Breivik	2002 BERGENS SC	1:03.71	_____
505	8	Alan Gritsõk	2003 GARANT	1:05.13	_____
576	9	Julius Nyberg	2002 JYVÄSKYLÄ	1:06.63	_____

Event 11, 100m Breaststroke Men

ID	Lane	Name	Born Team	Entry time	Heats 5 (8) A flight Start: 10:07
81	0	Elliot Olsson	1999 ELFSBORG	1:05.55	_____
103	1	August Mathisen	2001 HELSINGBORG	1:04.37	_____
563	2	Olli Kokko	1994 FINLAND	1:02.85	_____
486	3	Christoffer Tofte Haarsaker	1993 BERGEN	1:01.65	_____
416	4	Tobias B. Bjerg	1998 THISTED	59.95	_____
	5	Kris Pitsugin	2001 ISRAEL	1:00.92	_____
	6	Matej Zabožnik	2000 CZECH	1:01.84	_____
550	7	Davin Lindholm	2004 FINLAND	1:03.40	_____
238	8	Patric Ridell	1993 SK NEPTUN	1:05.03	_____
266	9	Lukas Malmström	2003 SKURU IK	1:06.30	_____

Event 11, 100m Breaststroke Men

ID	Lane	Name	Born Team	Entry time	Heats 6 (8) A flight Start: 10:08
196	0	Gustav Englund	2001 MALMÖ	1:05.54	_____
182	1	Tom Andersson	1998 LASS	1:03.96	_____
438	2	Jolann Bovey	1996 BÆRUM	1:02.40	_____
514	3	Aleksas Savickas	2003 LITHUANIA	1:01.29	_____
513	4	Andrius Sidlauskas	1997 LITHUANIA	59.30	_____
161	5	Erik Persson	1994 KUNGSBACKA	1:00.23	_____
453	6	Arkadios Georgios Aspougalis	2001 GREECE	1:01.80	_____
571	7	Werner Koskinen	1998 TAMPERE	1:03.39	_____
422	8	Florian Frösche	2004 DRESDNER S	1:05.01	_____
207	9	Elliot Fielder	2003 MOTALA SS	1:06.24	_____

Start list

Event 12, 400m Individual Medley Women

Heats 1 (4)

WR	4:26.36	Katinka Hosszu	1989 Hungary (HUN)	Rio de Janeiro (BRA)	2016-08-06
ER	4:26.36	Katinka Hosszu	1989 Hungary (HUN)	Rio de Janeiro (BRA)	2016-08-06
NR	4:38.20	Julie Hjort-Hansen	1984 Denmark (DEN)	Rome (ITA)	2009-08-02
SR	4:38.46	Stina Gardell	1990 Spårvägen SF (SWE)	Debrecen (HUN)	2012-05-21
SJ	4:42.71	Stina Gardell	1990 Spårvägen SF (SWE)	Rome (ITA)	2009-08-02
MR	4:33.06	Katinka Hosszu	1989 Iron Swim Budapest (HUN)	Stockholm (SWE)	2019-04-13
FINA	4:43.06				
EJM 17	4:59.35				
EJM 16	5:04.18				

ID	Lane	Name	Born Team	Entry time	Start: 10:11
	0				
	1				
	2				
102	3	Telma Maltesjö	2002 HELSINGBORG	5:11.94 S	
42	4	Gwen Bergum	2004 TRITON LIL	4:47.68 S	
59	5	Malene Rypestøl	2001 OI SVØMMING	4:55.49 S	
	6				
	7				
	8				
	9				

Event 12, 400m Individual Medley Women

Heats 2 (4)

ID	Lane	Name	Born Team	Entry time	Start: 10:17
344	0	Ida Svensson	2006 UPSALA S	5:38.93	
273	1	Alma Thunberg	2005 SPÅRVÄGEN	5:35.74	
218	2	Ella Gunnarsson	2006 SK NEPTUN	5:32.07	
223	3	Malva Eriksson	2006 SK NEPTUN	5:31.64	
121	4	Ebba Holgersson	2005 HELSINGBORG	5:17.64	
99	5	Wilma Hultberg Kullberg	2007 HELSINGBORG	5:20.10	
384	6	Nina Gustavsson	2006 VÄXJÖ SS	5:31.77	
228	7	Sofia Bang	2007 SK NEPTUN	5:32.25	
134	8	Isabella Westberg	2007 JÄRFÄLLA	5:37.00	
	9				

Event 12, 400m Individual Medley Women

Heats 3 (4)

ID	Lane	Name	Born Team	Entry time	Start: 10:24
606	0	Enni Tammilehto	2006 GRANI	5:12.01	
179	1	Thilde Smedbäck	2004 LASS	5:03.89	
94	2	Lucie Hanquet	2003 GÖTEBORG	4:57.85	
31	3	Lara Seifert	2004 MAGDEBURG	4:48.77	
76	4	Anastasia Gorbenko	2003 ISRAEL	4:43.27	
217	5	Lisa Nystrand	2006 SK NEPTUN	4:47.47	
542	6	Vilma Ruotsalainen	1996 HELSINGFORS	4:54.34	
435	7	Eline Vik	2002 BERGENS SC	4:58.48	
398	8	Lina Nielsen	2005 UDDEVALLA	5:07.05	
150	9	Linnea Lindberg	2005 KARLSTAD	5:15.35	

Start list

Event 12, 400m Individual Medley Women

Heats 4 (4)

ID	Lane	Name	Born Team	Entry time	Start: 10:30
96	0	Johanna Edgren	2004 GÖTEBORG	5:10.07	_____
545	1	Lotta Pälvi	2004 HELSINGFORS	5:00.94	_____
236	2	Christine Ekman	1994 SK NEPTUN	4:57.65	_____
7	3	Kristyna Horska	1997 CZECH	4:47.79	_____
610	4	Katinka Hosszu	1989 HUNGARY	4:34.76	_____
588	5	Viktoria Gunes	1998 TURKEY	4:44.31	_____
604	6	Louna Kasvio	2006 GRANI	4:54.30	_____
200	7	Tea Winblad	2004 MALMÖ	4:57.88	_____
109	8	Emilia Rönningdal	2002 HELSINGBORG	5:05.19	_____
364	9	Ebba Andersson	2001 VÄSBY SS	5:13.70	_____

Event 13, 100m Butterfly Men

SWE Juniors

WR	49.45	Caeleb Dressel	1996 USA (USA)	Tokyo (JPN)	2021-07-31
ER	49.68	Kristof Milak	2000 Hungary (HUN)	Tokyo (JPN)	2021-07-31
NR	52.00	Lars Frölander	1974 Sweden (SWE)	Sydney (AUS)	2000-09-22
SR	52.00	Lars Frölander	1974 Sundsvalls SS (SWE)	Sydney (aus)	2000-09-22
SJ	54.14	Robin Hanson	2001 Järfälla S (SWE)	Stockholm (SWE)	2019-04-13
MR	52.12	Philip Heintz	1991 SV Nikar Heidelberg (GER)	Stockholm (SWE)	2017-04-09
FINA	51.96				
EJM 18	54.76				
EJM 17	55.11				

ID	Lane	Name	Born Team	Entry time	Start: 10:36
210	0	Max Swegmark	2004 MÖLNDAL	59.94	_____
374	1	Linus Areblad	2004 VÄSBY SS	59.70	_____
599	2	Tim Rogersson	2005 SK NEPTUN	58.89	_____
82	3	Charlie Skoglund Macmillan	2004 ELFSBORG	57.62	_____
178	4	Henrik Kraemer	2005 LIDKÖPING	57.24	_____
211	5	Alvin Vällki	2004 MÖLNDAL	57.33	_____
349	6	Arvid Kvorning	2005 VARBERG	58.24	_____
142	7	Gabriel Eriksson	2004 JÖNKÖPING	59.30	_____
352	8	Malte Almqvist	2004 VARBERG	59.89	_____
354	9	Isaac Barrett	2005 VELLINGE-N	1:00.16	_____

Event 13, 100m Butterfly Men

Heats 2 (8) A flight

ID	Lane	Name	Born Team	Entry time	Start: 10:38
260	0	Gustav Östlund	2000 POSEIDON	59.47	_____
125	1	Gustav Lind	2002 HELSINGBORG	59.10	_____
432	2	Vetle Vikestad Løseth	2004 BERGENS SC	58.61	_____
402	3	Jacob Danielsson	1998 SPIF SF	58.26	_____
108	4	William Kerman	2001 HELSINGBORG	58.09	_____
472	5	Fabian Shoghl	2003 STAVANGER	58.13	_____
54	6	Ole Marius Rist Jensen	2001 OI SVØMMING	58.53	_____
359	7	William Malmborg	2003 VÄSBY SS	58.72	_____
198	8	Marcus Kindberg	1993 MALMÖ	59.31	_____
295	9	Marcus Ålenius	2001 SUNDSVALL	59.50	_____

Start list

Event 13, 100m Butterfly Men

ID	Lane	Name	Born Team	Entry time	Heats 3 (8) A flight Start: 10:40
572	0	Jesper Lietzén	2002 FINLAND	58.04	_____
278	1	Oliver Erneholm	2003 SPÅRVÄGEN	57.65	_____
40	2	Igor Shuvalov	2003 EDINBURGH	57.50	_____
269	3	Arvid Hallenborg	2002 SKURU IK	57.41	_____
232	4	Carl Wennerholm	2002 SK NEPTUN	56.99	_____
113	5	Johan Rydahl	2001 HELSINGBORG	57.04	_____
86	6	David Reinholdsson	2002 ELFSBORG	57.47	_____
163	7	Emil Hassling	2000 LANDSKRONA	57.65	_____
371	8	Christopher Lindholm	2002 VÄSBY SS	57.98	_____
258	9	Ian Hangård	2002 POSEIDON	58.08	_____

Event 13, 100m Butterfly Men

ID	Lane	Name	Born Team	Entry time	Heats 4 (8) A flight Start: 10:42
299	0	Jens Christiansen	2001 SK SYDSIM	56.57	_____
503	1	Dmitri Astrelin	2003 GARANT	55.85	_____
562	2	Anton Herrala	1993 FINLAND	54.95	_____
139	3	Albin Lövgren	1999 JÖNKÖPING	54.44	_____
597	4	Andreas Vazaios	1994 LOUGHBOROUGH	52.70	_____
49	5	Armin Evert Lelle	1999 VIIMSI VEE	53.38	_____
104	6	Victor Klingeryd Jalamo	2000 HELSINGBORG	54.60	_____
418	7	Georg Schubert	2001 DRESDNER S	55.48	_____
212	8	Felix Jedbratt	2003 MÖLNDAL	56.26	_____
356	9	Erik Stensson	2002 VÄRNAMO SS	56.97	_____

Event 13, 100m Butterfly Men

ID	Lane	Name	Born Team	Entry time	Heats 5 (8) A flight Start: 10:43
252	0	David Falk	2003 POSEIDON	56.50	_____
27	1	Tobias Dan Hansen	2002 HELSINGØR	55.83	_____
481	2	Eduard Rednic	1996 STIRLING	54.78	_____
26	3	Julius Munk	2000 HELSINGØR	53.86	_____
506	4	Alex Ahtiainen	2001 GARANT	52.68	_____
23	5	Rasmus Nickelsen	2003 HELSINGØR	52.97	_____
520	6	Frederik Møller	2002 GTI-TUNE	54.49	_____
447	7	Gard Øvergaard	1996 BÆRUM	55.32	_____
570	8	Eemil Varho	1997 TAMPERE	56.25	_____
504	9	Danil Drozdov	2004 GARANT	56.87	_____

Event 13, 100m Butterfly Men

ID	Lane	Name	Born Team	Entry time	Heats 6 (8) A flight Start: 10:45
474	0	Andreas Sigvaldsen	2006 STAVANGER	56.48	_____
482	1	Salvador Gordo	2003 STIRLING	55.57	_____
64	2	Oliver Sjøgaard-Andersen	2003 HOVEDSTAD	54.68	_____
164	3	Oskar Hoff	1998 LANDSKRONA	53.49	_____
587	4	Louis Croenen	1994 BELGIUM	52.00	_____
507	5	Daniel Zaitsev	1997 GARANT	52.75	_____
455	6	Anastasios Kougkoulos	2003 GREECE	54.47	_____
39	7	Ben Carr	1999 EDINBURGH	55.14	_____
353	8	Hugo Stenskepp	2003 VELLINGE-N	56.22	_____
162	9	Alfred Christensson	1998 LANDSKRONA	56.58	_____

Start list

Event 14, 100m Backstroke Women

SWE Juniors

WR	57.45	Kaylee McKeown	2001 Australia (AUS)	Adelaide (AUS)	2021-06-13
ER	58.08	Kathleen Dawson	1997 Great Britain (GBR)	Budapest (HUN)	2021-05-23
NR	58.73	Mie Østergaard Nielsen	1996 Denmark (DEN)	London (GBR)	2016-05-19
SR	59.62	Michelle Coleman	1993 Spårvägen SF (SWE)	Rome (ITA)	2021-06-26
SJ	1:00.74	Sarah Sjöström	1993 Södertörns SS (SWE)	Rome (ITA)	2009-08-01
MR	1:00.24	Anastasiia Fesikova	1990 Russia (RUS)	Stockholm (SWE)	2016-03-31
FINA	1:00.59				
EJM 17	1:03.37				
EJM 16	1:04.43				

ID	Lane	Name	Born Team	Entry time	Start: 10:48
119	0	Liv Bexell	2005 HELSINGBORG	1:08.88	_____
360	1	Elsa Svahn	2007 VÄSBY SS	1:08.26	_____
321	2	Amanda Persson	2005 SK TRITON	1:08.16	_____
398	3	Lina Nielsen	2005 UDDEVALLA	1:06.14	_____
333	4	Mathilda Sandberg	2005 TÄBY SIM	1:03.98	_____
392	5	Alice Velden	2005 SS04	1:05.79	_____
264	6	Isabella Nilsson	2008 POSEIDON	1:06.23	_____
224	7	Sara Lofter	2006 SK NEPTUN	1:08.20	_____
263	8	Ida Nordberg	2006 POSEIDON	1:08.62	_____
271	9	Elvira Lönnberg Flores	2006 SPÅRVÄGEN	1:09.23	_____

Event 14, 100m Backstroke Women

Heats 2 (9) A flight

ID	Lane	Name	Born Team	Entry time	Start: 10:50
285	0	Emilia Christiansen	1999 SKK	1:10.35	_____
111	1	Tyra Littorin	2004 HELSINGBORG	1:10.15	_____
149	2	Siri Lindén	2005 KARLSKRONA	1:09.48	_____
296	3	Wilma Persson	2001 SUNDSVALL	1:08.30	_____
479	4	Silja Malin Vert-Mönig	2005 STAVANGER	1:07.67	_____
75	5	Franziska Grammlich	2005 U DRESDEN	1:08.18	_____
536	6	Fia Stenman	2006 FINLAND JR	1:08.85	_____
532	7	Inka Vahtola	2005 FINLAND JR	1:09.99	_____
62	8	Caroline Wiuff Jensen	2004 HOVEDSTAD	1:10.23	_____
181	9	Althaea Süsskind	2007 LASS	1:10.50	_____

Event 14, 100m Backstroke Women

Heats 3 (9) A flight

ID	Lane	Name	Born Team	Entry time	Start: 10:51
523	0	Vilma Leppähaara	2005 FINLAND JR	1:06.87	_____
464	1	Anne Holmaas Johansen	2005 STAVANGER	1:06.63	_____
280	2	Linnea Gipperth	2003 SPÅRVÄGEN	1:06.46	_____
168	3	Emelie Ek-Wärn	2004 LANDSKRONA	1:06.15	_____
110	4	Alice Persson	2003 HELSINGBORG	1:06.07	_____
426	5	Adina Lønseth Ringsbu	2003 VARODD	1:06.08	_____
414	6	Noga Zilberberg	2003 ISRAEL	1:06.41	_____
531	7	Laura Kousa	2005 FINLAND JR	1:06.57	_____
477	8	Susanne Steinnes	2005 STAVANGER	1:06.74	_____
424	9	Cassandra Opitz	2005 DRESDNER S	1:07.64	_____

Start list

Event 14, 100m Backstroke Women

ID	Lane	Name	Born Team	Entry time
435	0	Eline Vik	2002 BERGENS SC	1:05.61
55	1	Erikka Næss Kjølholdt	2002 OI SVØMMING	1:05.02
242	2	Elise Öberg	2002 NJURUNDA	1:04.25
459	3	Ioanna Sacha	1999 GREECE	1:03.04
100	4	Louise Hansson	1996 HELSINGBORG	1:00.04
106	5	Hanna Rosvall	2000 HELSINGBORG	1:01.53
557	6	Peppi Siirtola	2002 FINLAND	1:03.94
423	7	Celine Wolter	2004 DRESDNER S	1:04.86
190	8	Miranda Arvidsson	1998 LASS	1:05.39
199	9	Davilda Lareva	2000 MALMÖ	1:05.73

Heats 4 (9) A flight

Start: 10:53

Event 14, 100m Backstroke Women

ID	Lane	Name	Born Team	Entry time
56	0	Malena Amelie Lirken	2003 OI SVØMMING	1:05.57
573	1	Susanne Hirvonen	1997 JYVÄSKYLÄ	1:04.98
143	2	Trine Forss	2003 JÖNKÖPING	1:04.03
560	3	Lotta Upanne	1998 FINLAND	1:02.96
8	4	Simona Kubova	1991 CZECH	1:00.03
461	5	Theodora Drakou	1992 GREECE	1:01.51
450	6	Vilma Oura	2001 HELSINGFORS	1:03.34
51	7	Ingrid Elise Borgstrøm	2004 RANDABERG	1:04.33
601	8	Joelle Marie Meyer	2004 WEIXDORF	1:05.18
42	9	Gwen Bergum	2004 TRITON LIL	1:05.63

Heats 5 (9) A flight

Start: 10:55

Event 14, 100m Backstroke Women

ID	Lane	Name	Born Team	Entry time
315	0	Josefin Ossmyr	1999 SÖDERTÖRN	1:05.42
144	1	Annie Hegmegi	2003 JÖNKÖPING	1:04.90
61	2	Sara Stoebner	1998 OI SVØMMING	1:03.95
415	3	Karoline Sørensen	2002 THISTED	1:01.81
57	4	Ingeborg Vassbakk Løyning	2000 OI SVØMMING	1:00.00
574	5	Mimosa Jallow	1994 FINLAND	1:00.06
138	6	Alma Thormalm	1996 JÖNKÖPING	1:03.17
577	7	Emilie Pärnänen	2002 JYVÄSKYLÄ	1:04.25
205	8	Mollie Morfelt	2003 MALMÖ	1:05.15
389	9	Magdalena Hagsten Skarda	2003 ÖSA	1:05.61

Heats 6 (9) A flight

Start: 10:57

Start list

Event 15, 50m Backstroke Men

Heats 1 (8) A flight

WR	23.80	Kliment Kolesnikov	2000 Russia (RUS)	Budapest (HUN)	2021-05-18
ER	23.80	Kliment Kolesnikov	2000 Russia (RUS)	Budapest (HUN)	2021-05-18
NR	24.84	Lavrans Solli	1992 Norway (NOR)	Kazan (rus)	2015-08-09
SR	25.23	Gustav Hökfelt	1994 SK Neptun (SWE)	Rome (ITA)	2019-06-21
SJ	25.45	Björn Seeliger	2000 Södertälje SS (SWE)	Helsinki (FIN)	2018-07-07
MR	25.02	Christian Diener	1993 Germany (GER)	Stockholm (SWE)	2019-04-13
FINA	25.17				

ID	Lane	Name	Born Team	Entry time	Start: 11:00
417	0	Lucas Setekleiv Paturel	2004 FARSUND	28.74	_____
239	1	Oliver Albinzon	2005 SK NEPTUN	28.67	_____
441	2	Mathias Rike Holmann	2004 BÆRUM	28.40	_____
288	3	Erik Brandt	1999 SKK	28.27	_____
492	4	Dennis Aateigen	2001 BERGEN	28.19	_____
157	5	Jacob Glans	2006 KSLs	28.21	_____
183	6	Martin Falk	1999 LASS	28.38	_____
80	7	Anes Cavka	1999 ELFSBORG	28.65	_____
73	8	Simen Klausen Klungland	2005 BRYNE SK	28.72	_____
403	9	Erik Falk	2003 SPIF SF	28.91	_____

Event 15, 50m Backstroke Men

Heats 2 (8) A flight

ID	Lane	Name	Born Team	Entry time	Start: 11:01
156	0	Melvin Carlsson	2005 KSLs	28.13	_____
258	1	Ian Hangård	2002 POSEIDON	27.98	_____
65	2	Valdemar Brøns	2003 HOVEDSTAD	27.92	_____
82	3	Charlie Skoglund Macmillan	2004 ELFSBORG	27.85	_____
170	4	Hampus Svensson	1999 LANDSKRONA	27.63	_____
429	5	Emil Austevoll Harlem	2005 BERGENS SC	27.82	_____
113	6	Johan Rydahl	2001 HELSINGBORG	27.86	_____
185	7	Daniel Olsson	1996 LASS	27.92	_____
334	8	Noah Juhlin Fredriksson	2005 TÄBY SIM	28.01	_____
527	9	Ajjuub Ezzat	2005 FINLAND JR	28.17	_____

Event 15, 50m Backstroke Men

Heats 3 (8) A flight

ID	Lane	Name	Born Team	Entry time	Start: 11:02
342	0	Adi Ramovic	2004 UPSALA S	27.50	_____
419	1	Max Hutzler	2002 DRESDNER S	27.00	_____
446	2	Milian Hestad Solberg	2003 BÆRUM	26.51	_____
411	3	Meiron Cheruti	1997 ISRAEL	26.09	_____
412	4	David Gerchik	2001 ISRAEL	25.36	_____
413	5	Adam Maraana	2003 ISRAEL	25.70	_____
444	6	Simon Moe	2001 BÆRUM	26.20	_____
1	7	Jérôme Emo	2000 BELGIUM	26.83	_____
474	8	Andreas Sigvaldsen	2006 STAVANGER	27.24	_____
77	9	Kris Pitshugin	2001 ISRAEL	27.61	_____

Start list

Event 15, 50m Backstroke Men

ID	Lane	Name	Born Team	Entry time	Heats 4 (8) A flight
					Start: 11:03
350	0	Jonatan Carlsson	2001 VARBERG	27.46	_____
434	1	Helje Stadaas	2004 BERGENS SC	26.99	_____
66	2	Jakob Strunge Nissen	2002 HOVEDSTAD	26.39	_____
567	3	Ronny Brännkärr	2002 FINLAND	26.02	_____
451	4	Apostolos Christou	1996 GREECE	24.49	_____
455	5	Anastasios Kougkoulos	2003 GREECE	25.63	_____
543	6	Niki Karlsson	2000 HELSINGFORS	26.13	_____
272	7	Gustav Henriksen	2002 SPÅRVÄGEN	26.70	_____
445	8	Espen Elias Nordeng Refstie	2002 BÆRUM	27.20	_____
247	9	Hampus Lovinge	1998 NORRKÖPING	27.59	_____

Event 15, 50m Backstroke Men

ID	Lane	Name	Born Team	Entry time	Heats 5 (8) A flight
					Start: 11:05
376	0	Lucas Sterling	2004 VÄSTERÅS	27.32	_____
246	1	Emil Kernen	2002 NORRKÖPING	26.86	_____
559	2	Akseli Kontiainen	2002 FINLAND	26.29	_____
24	3	Nicklas Östman Pedersen	2002 HELSINGØR	25.87	_____
436	4	Robert-Andrei Glinta	1997 ROMANIA	24.42	_____
78	5	Yakov Toumarkin	1992 ISRAEL	25.45	_____
38	6	Metin Aydin	1995 TURKEY	26.11	_____
448	7	Marcel Wagrowski	1999 AZS LODZ	26.65	_____
502	8	Alan Smok	2005 GARANT	27.16	_____
301	9	Anton Witzell	2004 SK SYDSIM	27.57	_____

Event 16, 50m Breaststroke Women

ID	Lane	Name	Born Team	Entry time	Heats 1 (9) A flight
					Start: 11:07
WR	29.30	Benedetta Pilato	2005 Italy (ITA)	Budapest (HUN)	2021-05-22
ER	29.30	Benedetta Pilato	2005 Italy (ITA)	Budapest (HUN)	2021-05-22
NR	30.05	Jennie Johansson	1988 Sweden (SWE)	Kazan (RUS)	2015-08-09
SR	30.05	Jennie Johansson	1988 SK Neptun (SWE)	Kazan (RUS)	2015-08-09
SJ	30.64	Emelie Fast	2004 Södertörns SS (SWE)	Budapest (HUN)	2021-05-22
MR	30.13	Ruta Meilutyte	1997 Plymouth Leander (LTU)	Stockholm (SWE)	2016-03-31
FINA	31.22				

ID	Lane	Name	Born Team	Entry time	Start: 11:07
85	0	Linnea Hyvönen	2005 ELFSBORG	34.53	_____
387	1	Clara Örnhem	2002 VÄXJÖ SS	34.23	_____
121	2	Ebba Holgersson	2005 HELSINGBORG	34.03	_____
487	3	Jonette Matland Lægreid	2004 BERGEN	33.91	_____
529	4	Viivi Sääntti	2005 FINLAND JR	33.84	_____
405	5	Lea Granert	2001 SPIF SF	33.89	_____
167	6	Livia Sjunnesson	2005 LANDSKRONA	33.98	_____
84	7	Sally Olsson	2005 ELFSBORG	34.17	_____
201	8	Johanna Andersson	2002 MALMÖ	34.45	_____
191	9	Klara Lindqvist	2005 LULEÅ SS	34.56	_____

Start list

Event 16, 50m Breaststroke Women

ID	Lane	Name	Born Team	Entry time	Heats 2 (9) A flight Start: 11:08
537	0	Kiia Metsäkonkola	2005 FINLAND JR	33.80	_____
117	1	Alva Landälv	2005 HELSINGBORG	33.74	_____
200	2	Tea Winblad	2004 MALMÖ	33.49	_____
538	3	Maria Korkalainen	2005 FINLAND JR	33.34	_____
477	4	Susanne Steinnes	2005 STAVANGER	33.11	_____
569	5	Hanna Hammar	1998 TAMPERE	33.22	_____
561	6	Rebekka Luoto	2003 FINLAND	33.46	_____
249	7	Sara Wallberg	1999 NORRKÖPING	33.61	_____
241	8	Elsa Bergh	2002 NJURUNDA	33.77	_____
304	9	Vilma Lindberg	2004 SÖDERTÄLJE	33.80	_____

Event 16, 50m Breaststroke Women

ID	Lane	Name	Born Team	Entry time	Heats 3 (9) A flight Start: 11:09
509	0	Jekaterina Vorontsova	2005 GARANT	32.85	_____
578	1	Martta Ruuska	2003 FINLAND	32.40	_____
160	2	Olivia Klint Ipsa	2005 KSLs	32.00	_____
291	3	Cecilia Viberg	2003 SKK	31.63	_____
101	4	Sophie Hansson	1998 HELSINGBORG	30.31	_____
564	5	Veera Kivirinta	1995 FINLAND	30.72	_____
498	6	Matilde Schrøder	1996 DENMARK	31.93	_____
490	7	Silje Rongevær Slyngstadli	2004 BERGEN	32.23	_____
43	8	Frida Stretre Løbersli	2004 TRITON LIL	32.65	_____
83	9	Matilda Stenberg	2001 ELFSBORG	32.94	_____

Event 16, 50m Breaststroke Women

ID	Lane	Name	Born Team	Entry time	Heats 4 (9) A flight Start: 11:11
583	0	Lina Dahlgren	2005 KUNGSBACKA	32.83	_____
136	1	Saga Boråker	2004 JÖNKÖPING	32.25	_____
47	2	Eva Kummen	2001 LAMBERTSET	31.99	_____
566	3	Anniina Murto	2001 FINLAND	31.59	_____
517	4	Ruta Meilutyte	1997 LITHUANIA	30.24	_____
76	5	Anastasia Gorbenko	2003 ISRAEL	30.66	_____
457	6	Chara Angelaki	2004 GREECE	31.71	_____
89	7	Hilja Schimmel	2003 FALKÖPING	32.15	_____
390	8	Julia Månsson	2002 ÖSA	32.46	_____
530	9	Ellen Kaituri	2006 FINLAND JR	32.93	_____

Event 16, 50m Breaststroke Women

ID	Lane	Name	Born Team	Entry time	Heats 5 (9) A flight Start: 11:12
274	0	Tone Sandsjö	2003 SPÅRVÄGEN	32.80	_____
214	1	Linnea Lindberg	1996 SK NEPTUN	32.23	_____
547	2	Laura Lahtinen	2003 FINLAND	31.98	_____
558	3	Jenna Laukkanen	1995 FINLAND	31.25	_____
565	4	Ida Hulkko	1998 FINLAND	30.19	_____
318	5	Emelie Fast	2004 SÖDERTÖRN	30.64	_____
511	6	Maria Romanjuk	1996 GARANT	31.70	_____
541	7	Hanna Kareinen	2000 HELSINGFORS	32.07	_____
172	8	Moa Bergdahl	2003 SK LAXEN	32.41	_____
439	9	Kristine Bjellvåg Braathen	2000 BÆRUM	32.91	_____

Start list

Event 9, 200m Freestyle Men

Heats 7 (10) B flight

WR	1:42.00	Paul Biedermann	1986 Germany (GER)	Rome (ITA)	2009-07-28
ER	1:42.00	Paul Biedermann	1986 Germany (GER)	Rome (ITA)	2009-07-28
NR	1:46.50	Robin Hanson	2001 Sweden (SWE)	Budapest (HUN)	2021-05-20
SR	1:46.50	Robin Hanson	2001 Spårvägen SF (SWE)	Budapest (HUN)	2021-05-20
SJ	1:46.93	Robin Hanson	2001 Järfälla S (SWE)	Kazan (RUS)	2019-07-07
MR	1:45.12	Danas Rapsys	1995 Lithuania (LTU)	Stockholm (SWE)	2018-04-06
FINA	1:47.06				
EJM 18	1:51.86				
EJM 17	1:52.63				

ID	Lane	Name	Born Team	Entry time	Start: 11:14
	0				
	1				
	2				
373	3	Nicola Pavlovic Cano	2007 VÄSBY SS	2:03.94 S	
298	4	Johan Ekengren	2001 SUNDSVALL	1:52.75 S	
465	5	Aksel Krüger-Larsen	2006 STAVANGER	1:58.43 S	
	6				
	7				
	8				
	9				

Event 9, 200m Freestyle Men

Heats 8 (10) B flight

ID	Lane	Name	Born Team	Entry time	Start: 11:17
	0				
314	1	Gustav Storell	2006 SÖDERTÖRN	2:09.70	
231	2	Tobias Lindberg	2005 SK NEPTUN	2:07.23	
380	3	Mattias Jönsson	2006 VÄXJÖ SS	2:06.80	
337	4	Magnus Lindström	2004 UMEÅ SS	2:05.79	
381	5	Alwin Edqvist	2006 VÄXJÖ SS	2:06.18	
584	6	Alejandro Poller	2007 KUNGSBACKA	2:06.97	
15	7	Istvan Akos Besenyi	2004 ULLENSAKER	2:09.67	
340	8	Tage Helin	2007 UPSALA S	2:10.62	
	9				

Event 9, 200m Freestyle Men

Heats 9 (10) B flight

ID	Lane	Name	Born Team	Entry time	Start: 11:20
176	0	Petter Bergdahl	2005 SK LAXEN	2:04.96	
614	1	Jonatan Eriksson	2006 VÄSBY SS	2:04.64	
322	2	Alexander Arnö	2005 TUREBERG	2:03.52	
129	3	John Zetterqvist	2004 JÄRFÄLLA	2:03.31	
399	4	Leon Rössger	2006 UDDEVALLA	2:02.81	
579	5	Gustaf Wänt	2004 KUNGSBACKA	2:03.05	
370	6	Eddie Peng	2007 VÄSBY SS	2:03.37	
326	7	Ludvig Berndtsson	2005 TÄBY SIM	2:04.15	
347	8	Ludvig Glantz	2006 UPSALA S	2:04.88	
245	9	Jacob Hellman	2006 NORRKÖPING	2:05.49	

Start list

Event 9, 200m Freestyle Men

ID	Lane	Name	Born Team	Entry time	Heats 10 (10) B flight Start: 11:23
122	0	Axel Vaide	2005 HELSINGBORG	2:02.43	_____
210	1	Max Swegmark	2004 MÖLNDAL	2:01.71	_____
582	2	Hektor Kvarnlöf	2004 KUNGSBACKA	2:01.46	_____
123	3	Noah Malmgren	2004 HELSINGBORG	2:01.32	_____
148	4	Axel Gladher	2006 KARLSKRONA	2:01.06	_____
425	5	Arthur Schramm	2005 DRESDNER D	2:01.32	_____
403	6	Erik Falk	2003 SPIF SF	2:01.41	_____
173	7	Erik Olsson	2004 SK LAXEN	2:01.51	_____
463	8	Olav Eklund	2002 STAVANGER	2:02.11	_____
155	9	Marcus Bülund	2004 KARLSTAD	2:02.70	_____

Event 10, 100m Butterfly Women

ID	Lane	Name	Born Team	Entry time	Heats 7 (8) B flight Start: 11:26
WR	55.48	Sarah Sjöström	1993 Sweden (SWE)	Rio de Janeiro (BRA)	2016-08-07
ER	55.48	Sarah Sjöström	1993 Sweden (SWE)	Rio de Janeiro (BRA)	2016-08-07
NR	55.48	Sarah Sjöström	1993 Sweden (swe)	Rio de Janeiro (BRA)	2016-08-07
SR	55.48	Sarah Sjöström	1993 Södertörns SS (SWE)	Rio de Janeiro (BRA)	2016-08-07
SJ	56.06	Sarah Sjöström	1993 Södertörns SS (SWE)	Rome (ITA)	2009-07-27
MR	55.68	Sarah Sjöström	1993 Södertörns SS (SWE)	Stockholm (SWE)	2016-03-31
FINA	58.33				
EJM 17	1:01.50				
EJM 16	1:02.04				

ID	Lane	Name	Born Team	Entry time	Start: 11:26
	0				_____
	1				_____
466	2	Kari Ystrøm Lærdal	2003 STAVANGER	1:05.78 S	_____
575	3	Mia Pentti	2002 JYVÄSKYLÄ	1:00.36 S	_____
133	4	Olivia Elmquist	2007 JÄRFÄLLA	1:11.48	_____
17	5	Helene Kjeldsen Gonzalez	2005 ULLENSAKER	1:18.76	_____
316	6	Vilma Unnermark	1997 SÖDERTÖRN	1:03.64 S	_____
478	7	Tale Børsheim Tønsager	2005 STAVANGER	1:06.95 S	_____
	8				_____
	9				_____

Event 10, 100m Butterfly Women

ID	Lane	Name	Born Team	Entry time	Heats 8 (8) B flight Start: 11:28
357	0	Hilma Ihreborn	2005 VÄRNAMO SS	1:09.59	_____
533	1	Aino Välimaa	2006 FINLAND JR	1:09.30	_____
358	2	Nina Mirkhan	2006 VÄRNAMO SS	1:08.75	_____
379	3	Lilian Löwgren	2007 VÄSTERÅS	1:08.64	_____
530	4	Ellen Kaituri	2006 FINLAND JR	1:07.91	_____
262	5	Vanessa Johansson	2006 POSEIDON	1:08.37	_____
464	6	Anne Holmaas Johansen	2005 STAVANGER	1:08.67	_____
346	7	Nike Söderström	2007 UPSALA S	1:09.09	_____
265	8	Amelia Johansson Lindkvist	2006 SK RAN	1:09.37	_____
152	9	Agnes Wilde	2005 KARLSTAD	1:10.24	_____

Start list

Event 11, 100m Breaststroke Men

Heats 7 (8) B flight

WR	56.88	Adam Peaty	1994 Great Britain (GBR)	Gwangju (KOR)	2019-07-21
ER	56.88	Adam Peaty	1994 Great Britain (GBR)	Gwangju (KOR)	2019-07-21
NR	58.71	Alexander Dale Oen	1985 Norway (NOR)	Shanghai (chn)	2011-07-25
SR	1:00.08	Erik Persson	1994 Kungsbacka SS (SWE)	Budapest (hun)	2017-07-23
SJ	1:00.85	Johannes Skagius	1995 Sundsvalls SS (SWE)	Jönköping (SWE)	2013-04-21
MR	1:00.03	Lucas Matzerath	2000 SG Frankfurt (GER)	Stockholm (SWE)	2021-04-09
FINA	59.75				
EJM 18	1:03.58				
EJM 17	1:04.02				

ID	Lane	Name	Born Team	Entry time	Start: 11:31
	0				_____
	1				_____
	2				_____
71	3	Sverre Junge	2005 BRYNE SK	1:06.31 S	_____
429	4	Emil Austevoll Harlem	2005 BERGENS SC	1:02.82 S	_____
21	5	Lars Sebastian Antoniak	2005 KALEVI	1:04.25 S	_____
	6				_____
	7				_____
	8				_____
	9				_____

Event 11, 100m Breaststroke Men

Heats 8 (8) B flight

ID	Lane	Name	Born Team	Entry time	Start: 11:33
15	0	Istvan Akos Besenyi	2004 ULLENSAKER	1:14.99	_____
381	1	Alwin Edqvist	2006 VÄXJÖ SS	1:11.79	_____
90	2	Jasper Schimmel	2006 FALKÖPING	1:10.79	_____
147	3	David Bergqvist	2005 JÖNKÖPING	1:09.98	_____
116	4	Malte Svensson	2005 HELSINGBORG	1:09.90	_____
303	5	Elton Söderberg	2006 SÖDERTÄLJE	1:09.97	_____
97	6	Vidar Green	2006 HELSINGBORG	1:10.78	_____
336	7	Iyas Kalash	2004 UMEÅ SS	1:10.91	_____
250	8	Vincent Johnson	2006 OSBY SS	1:11.87	_____
74	9	Thomas Alexander Fardal	1997 EGRSUND	1:01.93 S	_____

Start list

Event 13, 100m Butterfly Men

Heats 7 (8) B flight

WR	49.45	Caeleb Dressel	1996 USA (USA)	Tokyo (JPN)	2021-07-31
ER	49.68	Kristof Milak	2000 Hungary (HUN)	Tokyo (JPN)	2021-07-31
NR	52.00	Lars Frölander	1974 Sweden (SWE)	Sydney (AUS)	2000-09-22
SR	52.00	Lars Frölander	1974 Sundsvalls SS (SWE)	Sydney (aus)	2000-09-22
SJ	54.14	Robin Hanson	2001 Järfälla S (SWE)	Stockholm (SWE)	2019-04-13
MR	52.12	Philip Heintz	1991 SV Nikar Heidelberg (GER)	Stockholm (SWE)	2017-04-09
FINA	51.96				
EJM 18	54.76				
EJM 17	55.11				

ID	Lane	Name	Born Team	Entry time	Start: 11:36
433	0	Jacob Meilvåg	2001 BERGENS SC	57.03 S	_____
314	1	Gustav Storell	2006 SÖDERTÖRN	1:08.25	_____
377	2	Gustav Löfqvist	2005 VÄSTERÅS	1:05.56	_____
300	3	Felix Rosenkvist	2004 SK SYDSIM	1:02.70	_____
336	4	Iyas Kalash	2004 UMEÅ SS	1:01.74	_____
127	5	Alan Jovic	2004 HELSINGBORG	1:02.25	_____
130	6	Nils Malmberg	2004 JÄRFÄLLA	1:03.12	_____
189	7	Markus Stahre	2004 LASS	1:07.94	_____
294	8	Melker Rosengren	2003 SUNDSVALL	54.78 S	_____
	9				_____

Event 13, 100m Butterfly Men

Heats 8 (8) B flight

ID	Lane	Name	Born Team	Entry time	Start: 11:38
229	0	Klaudius Schreck	2001 SK NEPTUN	1:01.51	_____
115	1	Felix Tjärnberg	2005 HELSINGBORG	1:01.15	_____
425	2	Arthur Schramm	2005 DRESDNER D	1:00.88	_____
579	3	Gustaf Wänt	2004 KUNGSBACKA	1:00.66	_____
67	4	Brage Ree Bakken	2003 BRYNE SK	59.88	_____
527	5	Ajjuub Ezzat	2005 FINLAND JR	1:00.53	_____
370	6	Eddie Peng	2007 VÄSBY SS	1:00.76	_____
397	7	Eddie Dahlström	2004 UDDEVALLA	1:01.07	_____
206	8	Gustav Fahlström	2005 MOTALA SS	1:01.20	_____
535	9	Joonas Maaranen	2004 FINLAND JR	1:01.65	_____

Start list

Event 14, 100m Backstroke Women

Heats 7 (9) B flight

WR	57.45	Kaylee McKeown	2001 Australia (AUS)	Adelaide (AUS)	2021-06-13
ER	58.08	Kathleen Dawson	1997 Great Britain (GBR)	Budapest (HUN)	2021-05-23
NR	58.73	Mie Østergaard Nielsen	1996 Denmark (DEN)	London (GBR)	2016-05-19
SR	59.62	Michelle Coleman	1993 Spårvägen SF (SWE)	Rome (ITA)	2021-06-26
SJ	1:00.74	Sarah Sjöström	1993 Södertörns SS (SWE)	Rome (ITA)	2009-08-01
MR	1:00.24	Anastasiia Fesikova	1990 Russia (RUS)	Stockholm (SWE)	2016-03-31
FINA	1:00.59				
EJM 17	1:03.37				
EJM 16	1:04.43				

ID	Lane	Name	Born Team	Entry time	Start: 11:41
	0				
	1				
	2				
99	3	Wilma Hultberg Kullberg	2007 HELSINGBORG	1:07.97 S	
316	4	Vilma Unnermark	1997 SÖDERTÖRN	1:04.80 S	
105	5	Sabina Alman	2003 HELSINGBORG	1:07.13 S	
	6				
	7				
	8				
	9				

Event 14, 100m Backstroke Women

Heats 8 (9) B flight

ID	Lane	Name	Born Team	Entry time	Start: 11:42
508	0	Annika Vainikk	2000 GARANT	1:03.01 S	
468	1	Oda Helen Meling	2004 STAVANGER	1:17.70	
180	2	Julia Arildsson	2005 LASS	1:15.88	
469	3	Vilde Zetlitz Nessler	2003 STAVANGER	1:14.11	
384	4	Nina Gustavsson	2006 VÄXJÖ SS	1:13.20	
358	5	Nina Mirkhan	2006 VÄRNAMO SS	1:13.90	
476	6	Karoline Wilhelmsen Steen	2005 STAVANGER	1:14.66	
382	7	Amelia Hultqvist	2007 VÄXJÖ SS	1:17.30	
98	8	Tosca Nilbo Burren	2007 HELSINGBORG	1:19.72	
	9				

Event 14, 100m Backstroke Women

Heats 9 (9) B flight

ID	Lane	Name	Born Team	Entry time	Start: 11:44
401	0	Erma Duratovic	2005 TRELLEBORG	1:13.03	
386	1	Agnes Pehrsson	2007 VÄXJÖ SS	1:12.29	
270	2	Kerstin Landahl	2008 SKÖVDE SS	1:12.05	
320	3	Zinna Bengtsson Nimander	2005 SK TRITON	1:11.23	
120	4	Ebba Jönsson	2005 HELSINGBORG	1:10.75	
154	5	Joline Bakken	2005 KARLSTAD	1:10.89	
151	6	Miranda Wahlstedt	2006 KARLSTAD	1:11.45	
346	7	Nike Söderström	2007 UPSALA S	1:12.16	
265	8	Amelia Johansson Lindkvist	2006 SK RAN	1:12.78	
348	9	Filippa Sjögren	2006 VARBERG	1:13.19	

Start list

Event 15, 50m Backstroke Men

Heats 6 (8) B flight

WR	23.80	Kliment Kolesnikov	2000 Russia (RUS)	Budapest (HUN)	2021-05-18
ER	23.80	Kliment Kolesnikov	2000 Russia (RUS)	Budapest (HUN)	2021-05-18
NR	24.84	Lavrans Solli	1992 Norway (NOR)	Kazan (rus)	2015-08-09
SR	25.23	Gustav Hökfelt	1994 SK Neptun (SWE)	Rome (ITA)	2019-06-21
SJ	25.45	Björn Seeliger	2000 Södertälje SS (SWE)	Helsinki (FIN)	2018-07-07
MR	25.02	Christian Diener	1993 Germany (GER)	Stockholm (SWE)	2019-04-13
FINA	25.17				

ID	Lane	Name	Born Team	Entry time	Start: 11:47
	0				
	1				
	2				
297	3	Jason Walterstad	2004 SUNDSVALL	28.70 S	
336	4	Iyas Kalash	2004 UMEÅ SS	27.73 S	
373	5	Nicola Pavlovic Cano	2007 VÄSBY SS	28.02 S	
	6				
	7				
	8				
	9				

Event 15, 50m Backstroke Men

Heats 7 (8) B flight

ID	Lane	Name	Born Team	Entry time	Start: 11:49
472	0	Fabian Shoghl	2003 STAVANGER	26.33 S	
225	1	Olle Sköld	1999 SK NEPTUN	25.01 S	
248	2	Nikola Petrovic	2004 NORRKÖPING	31.27	
176	3	Petter Bergdahl	2005 SK LAXEN	30.95	
250	4	Vincent Johnson	2006 OSBY SS	30.37	
300	5	Felix Rosenkvist	2004 SK SYDSIM	30.65	
169	6	Casper Kristensen	2005 LANDSKRONA	31.24	
155	7	Marcus Bülund	2004 KARLSTAD	31.75	
294	8	Melker Rosengren	2003 SUNDSVALL	25.86 S	
361	9	Carl Göransson	2000 VÄSBY SS	27.63 S	

Event 15, 50m Backstroke Men

Heats 8 (8) B flight

ID	Lane	Name	Born Team	Entry time	Start: 11:50
347	0	Ludvig Glantz	2006 UPSALA S	29.86	
408	1	Anthon Huasson	2004 RINGSJÖ SK	29.77	
349	2	Arvid Kvorning	2005 VARBERG	29.31	
359	3	William Malmborg	2003 VÄSBY SS	29.13	
337	4	Magnus Lindström	2004 UMEÅ SS	28.93	
465	5	Aksel Krüger-Larsen	2006 STAVANGER	28.95	
582	6	Hektor Kvarnlöf	2004 KUNGSBACKA	29.27	
483	7	Swaleh Talib	2000 STIRLING	29.50	
352	8	Malte Almqvist	2004 VARBERG	29.82	
471	9	Stian Aleksander F. Pettersen	2003 STAVANGER	29.87	

Start list

Event 16, 50m Breaststroke Women

Heats 6 (9) B flight

WR	29.30	Benedetta Pilato	2005 Italy (ITA)	Budapest (HUN)	2021-05-22
ER	29.30	Benedetta Pilato	2005 Italy (ITA)	Budapest (HUN)	2021-05-22
NR	30.05	Jennie Johansson	1988 Sweden (SWE)	Kazan (RUS)	2015-08-09
SR	30.05	Jennie Johansson	1988 SK Neptun (SWE)	Kazan (RUS)	2015-08-09
SJ	30.64	Emelie Fast	2004 Södertörns SS (SWE)	Budapest (HUN)	2021-05-22
MR	30.13	Ruta Meilutyte	1997 Plymouth Leander (LTU)	Stockholm (SWE)	2016-03-31
FINA	31.22				

ID	Lane	Name	Born Team	Entry time	Start: 11:52
	0				
	1				
	2				
56	3	Malena Amelie Lisken	2003 OI SVØMMING		
521	4	Amalie Nielsen	2003 GTI-ISHØJ	33.43 S	
222	5	Alice Stenbeck	2006 SK NEPTUN	36.62 S	
	6				
	7				
	8				
	9				

Event 16, 50m Breaststroke Women

Heats 7 (9) B flight

ID	Lane	Name	Born Team	Entry time	Start: 11:53
468	0	Oda Helen Meling	2004 STAVANGER	40.79	
382	1	Amelia Hultqvist	2007 VÄXJÖ SS	38.87	
202	2	Anna Grahovac	1999 MALMÖ	38.25	
540	3	Sofie Nauklér	2006 FINLAND JR	37.97	
223	4	Malva Eriksson	2006 SK NEPTUN	36.67	
384	5	Nina Gustavsson	2006 VÄXJÖ SS	37.29	
134	6	Isabella Westberg	2007 JÄRFÄLLA	38.18	
383	7	Towe Andersson	2005 VÄXJÖ SS	38.36	
346	8	Nike Söderström	2007 UPSALA S	39.83	
	9				

Event 16, 50m Breaststroke Women

Heats 8 (9) B flight

ID	Lane	Name	Born Team	Entry time	Start: 11:55
348	0	Filippa Sjögren	2006 VARBERG	36.31	
244	1	Agnes Jonasson	2005 NJURUNDA	35.95	
603	2	Linnea Heikkilä	2008 GRANI	35.55	
351	3	Stella Warborn	2003 VARBERG	35.19	
526	4	Emmi Nieminen	2006 FINLAND JR	34.97	
401	5	Erma Duratovic	2005 TRELLEBORG	34.99	
243	6	Saga Persson	2003 NJURUNDA	35.31	
608	7	Isabelle Brodd	2003 SPIF SF	35.88	
218	8	Ella Gunnarsson	2006 SK NEPTUN	36.16	
69	9	Amilie Malde Carlsen	2004 BRYNE SK	36.40	

Start list

Event 16, 50m Breaststroke Women

ID	Lane	Name	Born Team	Entry time	Heats 9 (9) B flight Start: 11:56
321	0	Amanda Persson	2005 SK TRITON	34.92	_____
328	1	Tindra Karjanmaa	2004 TÄBY SIM	34.89	_____
357	2	Hilma Ihreborn	2005 VÄRNAMO SS	34.80	_____
466	3	Kari Ystrøm Lærdal	2003 STAVANGER	34.69	_____
467	4	Marie Ystrøm Lærdal	2006 STAVANGER	34.57	_____
534	5	Lotta Moilanen	2006 FINLAND JR	34.58	_____
102	6	Telma Maltesjö	2002 HELSINGBORG	34.77	_____
150	7	Linnea Lindberg	2005 KARLSTAD	34.84	_____
320	8	Zinna Bengtsson Nimander	2005 SK TRITON	34.91	_____
92	9	Sara Strömsöe	2006 GÄVLE SS	34.95	_____

Event 17, 1500m Freestyle Men

ID	Lane	Name	Born Team	Entry time	Start: 11:58
WR	14:31.02	Sun Yang	1991 China (CHN)	London (GBR)	2012-08-04
ER	14:33.10	Gregorio Paltrinieri	1994 Italy (ITA)	Rome (ITA)	2020-08-13
NR	14:45.35	Henrik Christiansen	1996 Norway (NOR)	Gwangju (kor)	2019-07-28
SR	15:01.76	Victor Johansson	1998 Jönköpings SS (SWE)	Neapel (ITA)	2019-07-06
SJ	15:05.91	Victor Johansson	1998 Jönköpings SS (SWE)	Budapest (HUN)	2017-07-29
MR	14:40.69	Florian Wellbrock	SC Magdeburg (GER)	Stockholm (SWE)	2018-04-06
FINA	15:04.64				
EJM 18	15:51.20				
EJM 17	16:12.40				

ID	Lane	Name	Born Team	Entry time	Start: 11:58
370	0	Eddie Peng	2007 VÄSBY SS	19:40.06	_____
614	1	Jonatan Eriksson	2006 VÄSBY SS	18:26.59	_____
380	2	Mattias Jönsson	2006 VÄXJÖ SS	17:44.72	_____
339	3	Filip Hallin	2006 UPSALA S	17:13.25	_____
551	4	William Fagerstedt	2005 HELSINGFORS	17:09.21	_____
580	5	Alexander Johansson	2004 KUNGSBACKA	17:09.41	_____
146	6	Max Grubestic	2004 JÖNKÖPING	17:19.31	_____
340	7	Tage Helin	2007 UPSALA S	17:45.35	_____
399	8	Leon Rössger	2006 UDDEVALLA	17:55.37	_____
	9				_____

Event 17, 1500m Freestyle Men

ID	Lane	Name	Born Team	Entry time	Final 2 (3) Start: 12:19
579	0	Gustaf Wänt	2004 KUNGSBACKA	17:01.48	_____
420	1	Maximilian Schwick	2004 DRESDNER S	16:59.05	_____
129	2	John Zetterqvist	2004 JÄRFÄLLA	16:46.85	_____
259	3	Anton Jansson	2002 POSEIDON	16:28.43	_____
187	4	Lucas Humling	2005 LASS	16:04.54	_____
345	5	Mikael Söderberg	2003 UPSALA S	16:09.66	_____
22	6	Mark Iltsisin	2006 KALEVI	16:43.61	_____
209	7	Fabian Lagström	2004 MOTALA SS	16:58.48	_____
177	8	Axel Gustavsson	2005 LIDINGÖ SK	17:00.10	_____
341	9	Lukas Höglund	2004 UPSALA S	17:07.36	_____